

WonderHere[?]



Blank
STUDENT WORKBOOK

Set Goals!



This year I want to...



I can grow in learning by...

It would be so fun to...

I would like to improve in...

Draw the Theme



Draw a picture of yourself reaching your goals!



PBL Project

Question

What are some questions that come to mind as you explore this unit's phenomena?
Write them down here. Pick your favorite question to drive your project. Circle it!



Research

Where/how can you get more information about your project question?
Write down all the information you learn here.




Planner



Create

Now that you've gathered information about your question, what can you create to show what you've discovered? A book? Magazine? Skit? Brochure? Blog? Poster? Collage? Song? Presentation? Model? Song? Prototype? Video? Make plans here!



Share

Congratulations! You've asked, researched, created, and now it's time to share all of your hard work! Who would you like to share with? Publish a blog? Upload your video to YouTube (with mom and dad's permission)? Invite people to your showcase! Write to reflect about how it went here.



Project Time

Today I Wondered...

So I...

researched

created

Today I Wondered...

So I...

researched

created

Today I Wondered...

So I...

researched

created

Today I Wondered...

So I...

researched

created

Nature Journaling

My task was...



I discovered...



Composer Study

WK 1

Name: _____

Song: _____

Write about what you found most interesting in this week's selection.



Mentor Sentence

Sentence

Invitation to Notice




Invitation to Label

Invitation to Revise

Invitation to Imitate

Invitation to Illustrate

A simple line drawing of a crayon, positioned diagonally in the bottom right corner of the 'Invitation to Illustrate' section. The crayon is light brown with a darker brown tip and a small decorative pattern on its side. It is set against a soft, light brown watercolor-style wash.

Vocabulary in Texts

Vocabulary instruction is imperative for readers to comprehend text. As a reader's vocabulary grows, their comprehension also increases.

Instead of giving a set of words each week, you (the reader) will choose your own three words that you do not understand. Complete one graphic organizer for each word and try to use the three words you chose within your daily life to help you remember them.

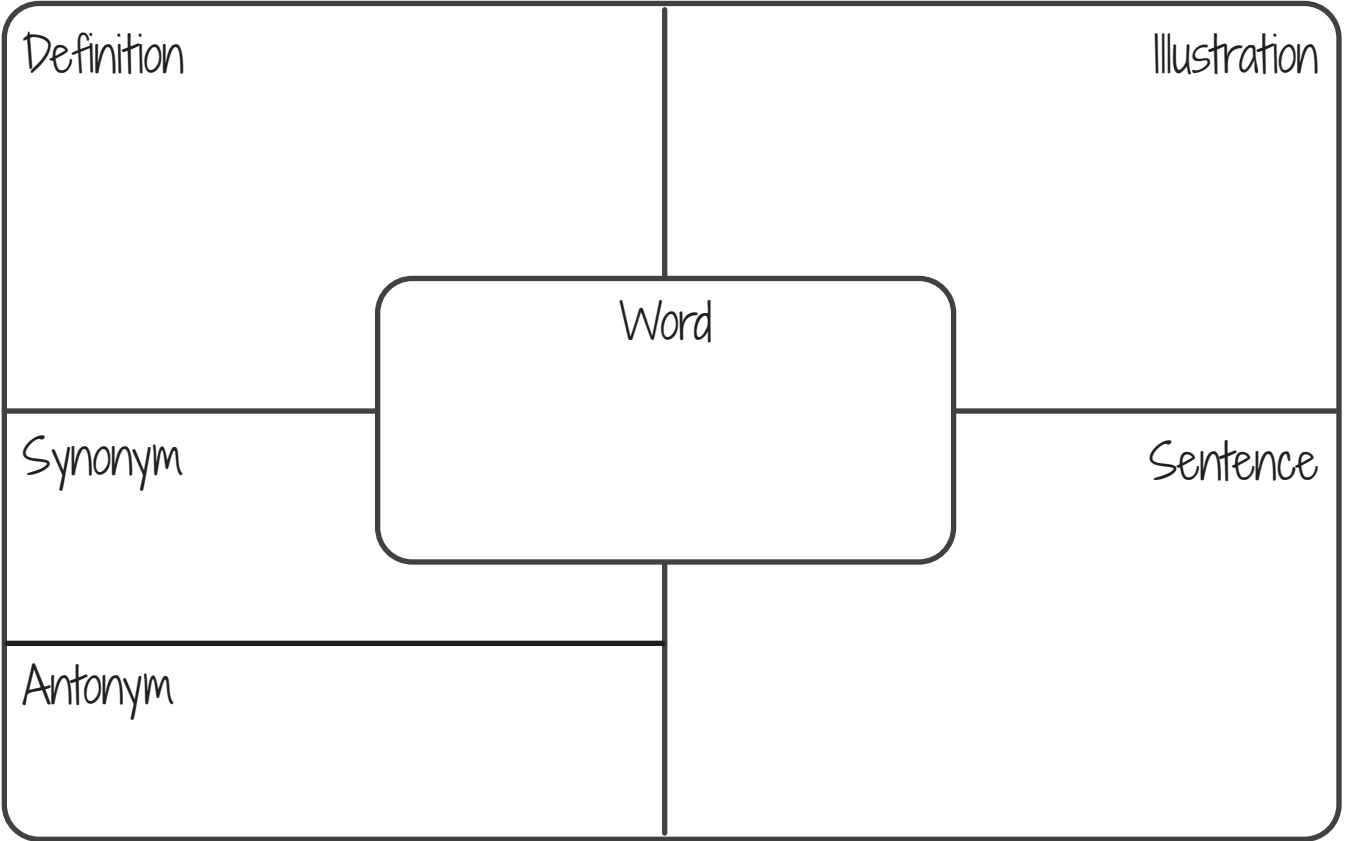
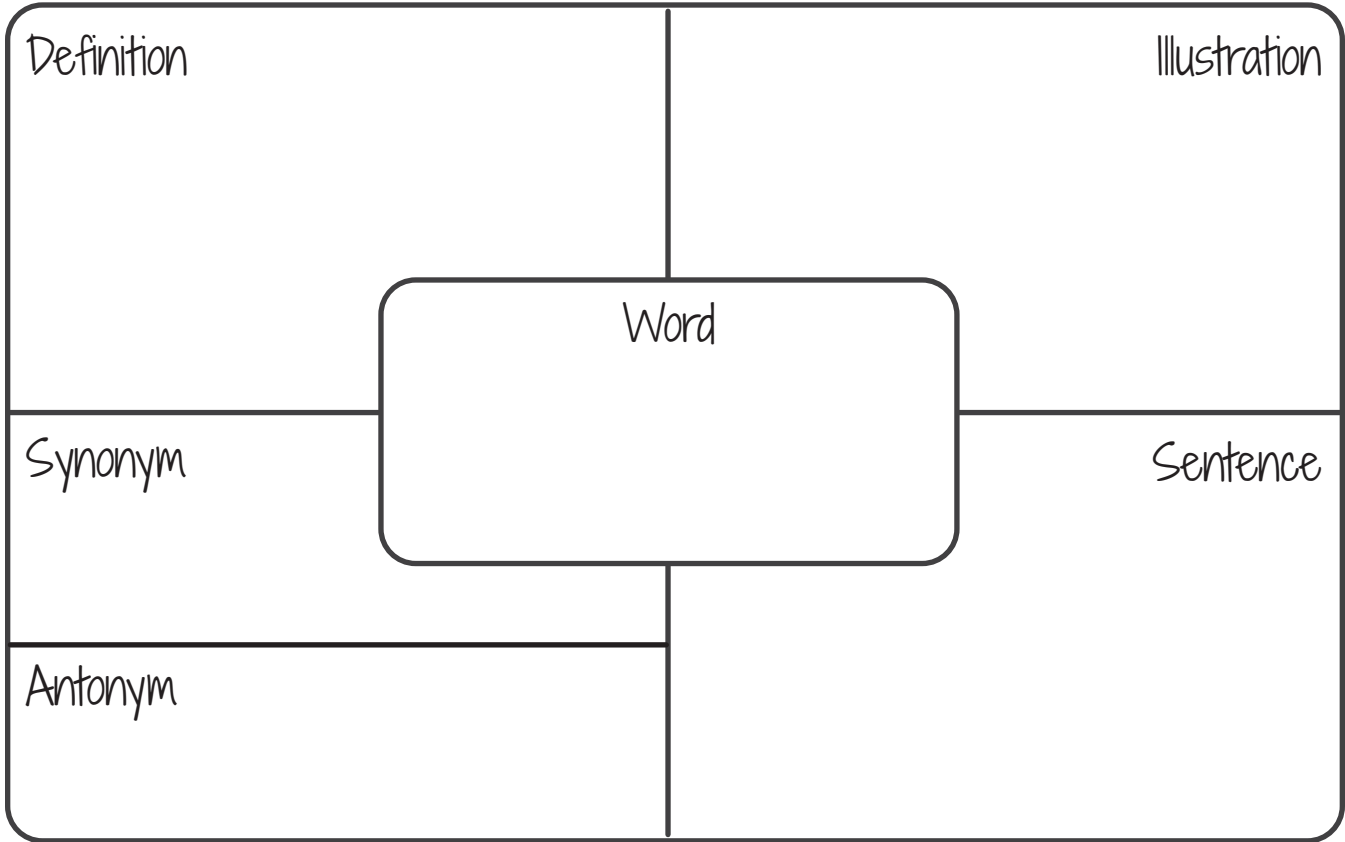
Graphic Organizer Instructions:

1. Write the word in the middle.
2. Write the definition. You may use context clues to determine the meaning yourself or other resources such as a dictionary.
3. Write synonym and antonym for the word if applicable.
4. Draw the word or something that represents the word to you.
5. Use the word in an original sentence.



Vocabulary Graphic Organizer

Definition	Illustration
Word	
Synonym	Sentence
Antonym	



Handwriting practice lines consisting of 15 sets of horizontal dashed lines.

Writing Mini Lesson

Draw a Picture!

	Planning	Organization	Independence	Process	Spelling	Structure
X		The writing was not organized and was unclear. The word choice lacked animation.	The child was unable to complete the writing process with independence, needing constant assistance and support	The child does not use the writing process elements to guide their writing	The child's inability to spell made the writing difficult to read and understand	Within the writing, the sentences lacked structure, making the writing difficult to read and understand
-	The child uses somewhat legible handwriting.	The writing was somewhat organized and somewhat clear. The writing strayed from topic occasionally and lacked animation.	The child needed support throughout the writing process, asking non-specific questions frequently	The child inconsistently or incompletely uses the writing process to guide their writing	The child rarely uses age-appropriate spelling skills throughout writing	The child inconsistently uses proper sentence structure within writing
✓	The child uses legible and neat handwriting.	The writing was organized and clear. The writing is interesting and on topic.	The child worked with independence, sometimes asking questions	The child uses the writing process to guide their writing from rough draft to final draft	The child mostly uses age-appropriate spelling skills throughout writing	The child often uses proper sentence structure within writing
+	The child uses very legible and neat handwriting with fluency.	The writing was very organized and very clear. The child practices animating their texts and examine the connections of word choices, sayings, and word order to the meanings conveyed by the text.	The child worked independently, only asking specific questions when needed	The child effectively uses the complete writing process to guide their writing from rough draft to final draft	The child consistently uses age-appropriate spelling skills throughout writing	The child consistently uses proper sentence structure within writing. This includes skills related to headings, structures, and paragraph division in texts

Project Time

Today I Wondered...

So I...

researched

created

Today I Wondered...

So I...

researched

created

Today I Wondered...

So I...

researched

created

Today I Wondered...

So I...

researched

created

Nature Journaling

My task was...



I discovered...

Composer Study

WK 2

Name: _____

Blank space for writing the name.

Song: _____

Write about what you found most interesting in this week's selection.

Mentor Sentence

Sentence

Invitation to Notice



Invitation to Label

Invitation to Revise

Invitation to Imitate

Invitation to Illustrate



Vocabulary in Texts

Vocabulary instruction is imperative for readers to comprehend text. As a reader's vocabulary grows, their comprehension also increases.

Instead of giving a set of words each week, you (the reader) will choose your own three words that you do not understand. Complete one graphic organizer for each word and try to use the three words you chose within your daily life to help you remember them.

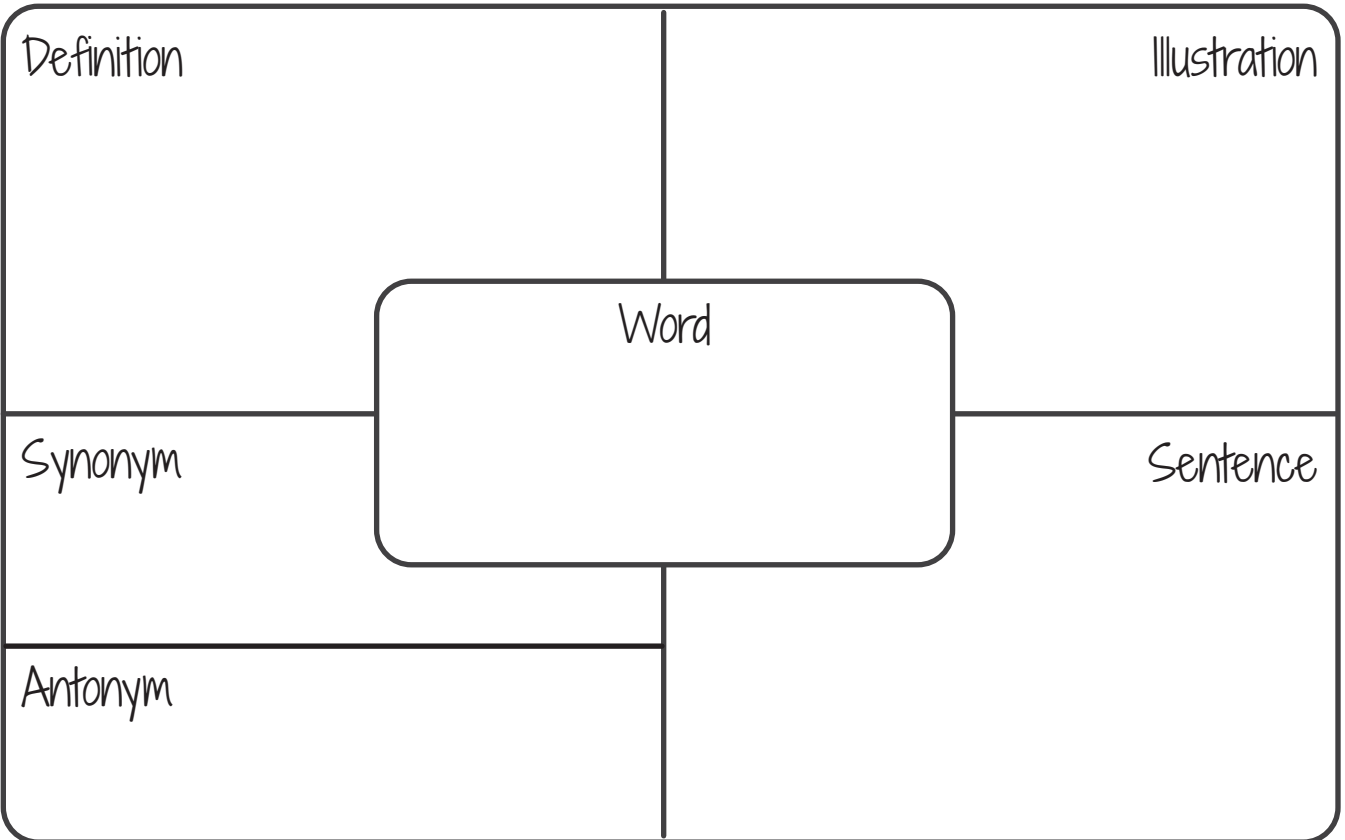
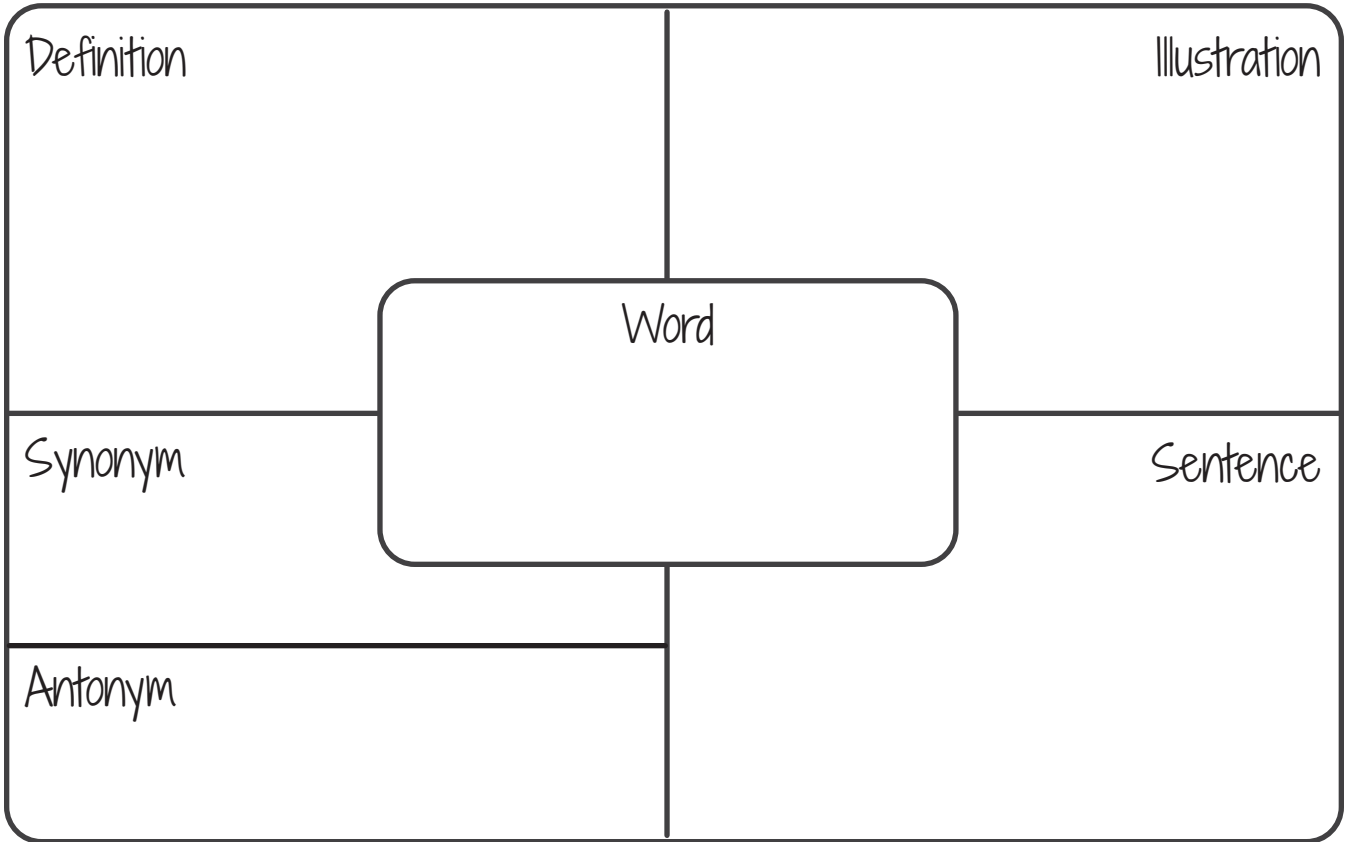
Graphic Organizer Instructions:

1. Write the word in the middle.
2. Write the definition. You may use context clues to determine the meaning yourself or other resources such as a dictionary.
3. Write synonym and antonym for the word if applicable.
4. Draw the word or something that represents the word to you.
5. Use the word in an original sentence.



Vocabulary Graphic Organizer

Definition		Illustration
	Word	
Synonym		Sentence
Antonym		



Writing Mini Lesson

Free Writing

FREE WRITING is a technique that allows writers to openly write about various topics with minimal limitations for a given amount of time. While writing, the focus should be on pouring as many ideas as possible into your writing, rather than structure, editing, or revising. Free writing is beneficial for many reasons, such as building confidence, allowing inspiration and honesty, and expanding emotional connections to the created piece.

This week, write to tell about the state you live in and the one state you would like to visit.

Handwriting practice lines consisting of 18 sets of horizontal dashed lines.

Writing Mini Lesson

Draw a Picture!

	Planning	Organization	Independence	Process	Spelling	Structure
X	The child does not use legible or neat hand-writing.	The writing was not organized and was unclear. The word choice lacked animation.	The child was unable to complete the writing process with independence, needing constant assistance and support	The child does not use the writing process elements to guide their writing	The child's inability to spell made the writing difficult to read and understand	Within the writing, the sentences lacked structure, making the writing difficult to read and understand
-	The child uses somewhat legible hand-writing.	The writing was somewhat organized and somewhat clear. The writing strayed from topic occasionally and lacked animation.	The child needed support throughout the writing process, asking non-specific questions frequently	The child inconsistently or incompletely uses the writing process to guide their writing	The child rarely uses age-appropriate spelling skills throughout writing	The child inconsistently uses proper sentence structure within writing
✓	The child uses legible and neat handwriting.	The writing was organized and clear. The writing is interesting and on topic.	The child worked with independence, sometimes asking questions	The child uses the writing process to guide their writing from rough draft to final draft	The child mostly uses age-appropriate spelling skills throughout writing	The child often uses proper sentence structure within writing
+	The child uses very legible and neat hand-writing with fluency.	The writing was very organized and very clear. The child practices animating their texts and examine the connections of word choices, sayings, and word order to the meanings conveyed by the text.	The child worked independently, only asking specific questions when needed	The child effectively uses the complete writing process to guide their writing from rough draft to final draft	The child consistently uses age-appropriate spelling skills throughout writing	The child consistently uses proper sentence structure within writing. This includes skills related to headings, structures, and paragraph division in texts

Project Time

Today I Wondered...

So I...

researched

created

Today I Wondered...

So I...

researched

created

Today I Wondered...

So I...

researched

created

Today I Wondered...

So I...

researched

created

Nature Journaling

My task was...



I discovered...

Composer Study

WK 3

Name: _____

Blank space for writing the name.

Song: _____

Write about what you found most interesting in this week's selection.

Mentor Sentence

Sentence

Invitation to Notice



Invitation to Label

Invitation to Revise

Invitation to Imitate

Invitation to Illustrate



Vocabulary in Texts

Vocabulary instruction is imperative for readers to comprehend text. As a reader's vocabulary grows, their comprehension also increases.

Instead of giving a set of words each week, you (the reader) will choose your own three words that you do not understand. Complete one graphic organizer for each word and try to use the three words you chose within your daily life to help you remember them.

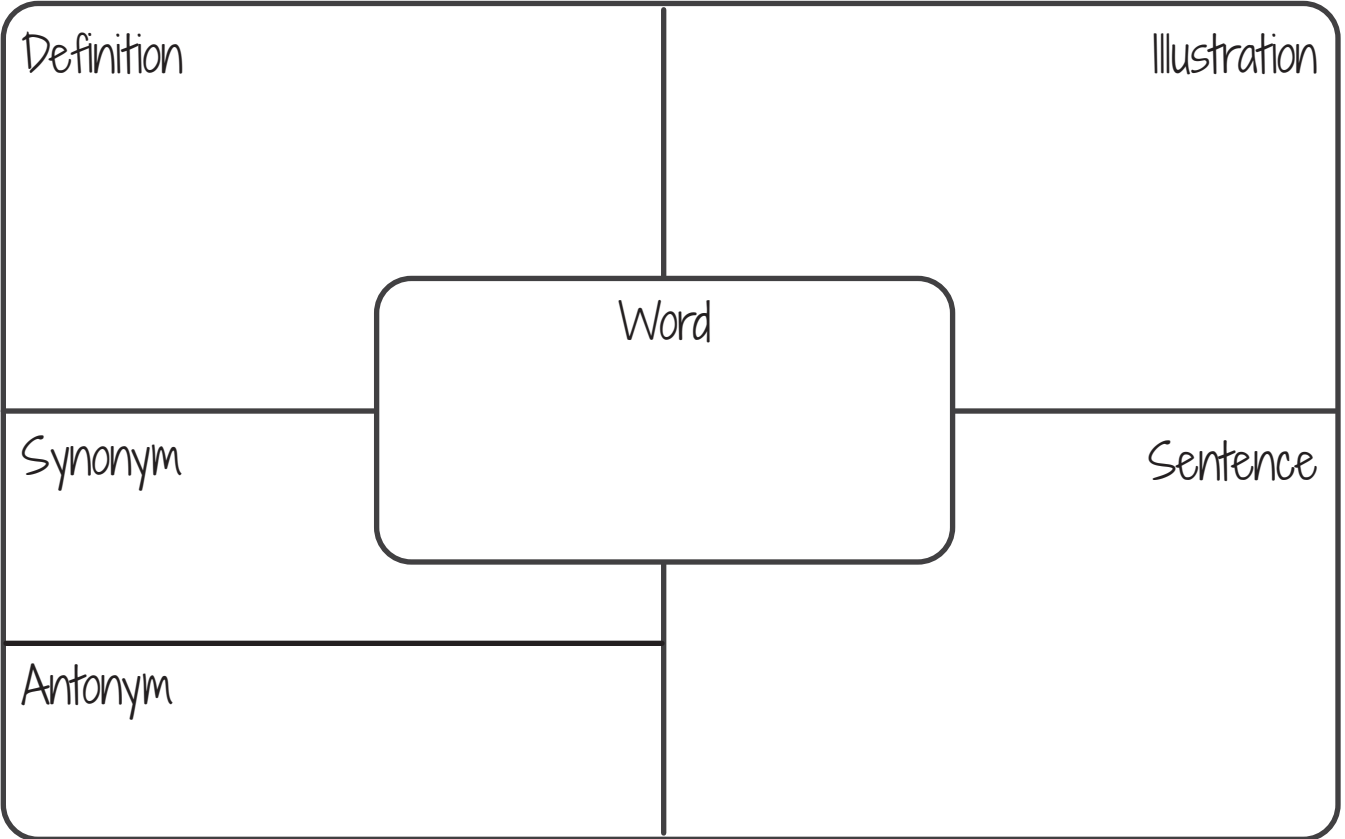
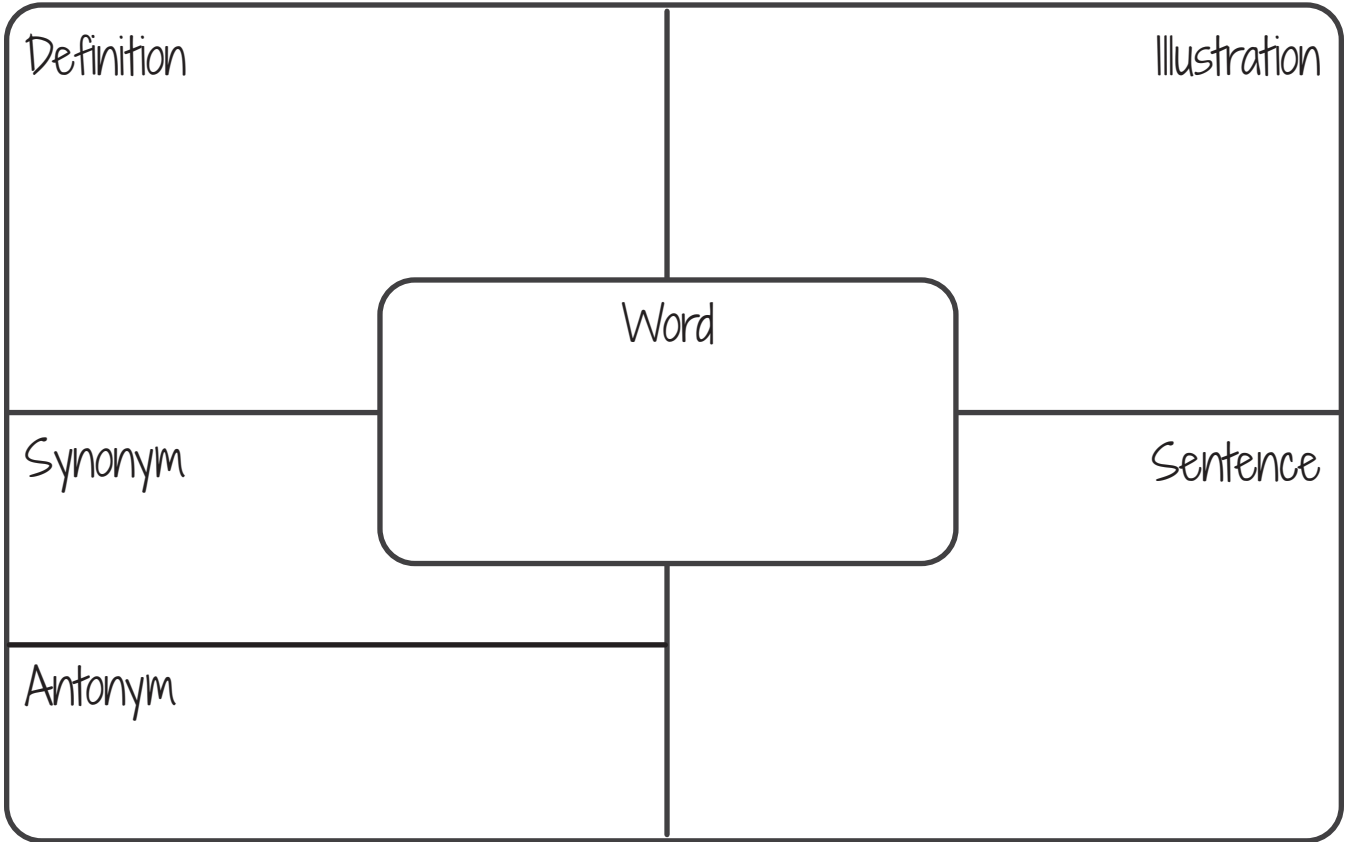
Graphic Organizer Instructions:

1. Write the word in the middle.
2. Write the definition. You may use context clues to determine the meaning yourself or other resources such as a dictionary.
3. Write synonym and antonym for the word if applicable.
4. Draw the word or something that represents the word to you.
5. Use the word in an original sentence.



Vocabulary Graphic Organizer

Definition		Illustration
	Word	
Synonym		Sentence
Antonym		



Writing Mini Lesson

Free Writing

FREE WRITING is a technique that allows writers to openly write about various topics with minimal limitations for a given amount of time. While writing, the focus should be on pouring as many ideas as possible into your writing, rather than structure, editing, or revising. Free writing is beneficial for many reasons, such as building confidence, allowing inspiration and honesty, and expanding emotional connections to the created piece.

This week, write on any topic you would like for 10-15 minutes.

Handwriting practice lines consisting of 18 sets of three horizontal lines (top solid, middle dashed, bottom solid).

Writing Mini Lesson

Draw a Picture!

	Planning	Organization	Independence	Process	Spelling	Structure
X	The child does not use legible or neat hand-writing.	The writing was not organized and was unclear. The word choice lacked animation.	The child was unable to complete the writing process with independence, needing constant assistance and support	The child does not use the writing process elements to guide their writing	The child's inability to spell made the writing difficult to read and understand	Within the writing, the sentences lacked structure, making the writing difficult to read and understand
-	The child uses somewhat legible hand-writing.	The writing was somewhat organized and somewhat clear. The writing strayed from topic occasionally and lacked animation.	The child needed support throughout the writing process, asking non-specific questions frequently	The child inconsistently or incompletely uses the writing process to guide their writing	The child rarely uses age-appropriate spelling skills throughout writing	The child inconsistently uses proper sentence structure within writing
✓	The child uses legible and neat handwriting.	The writing was organized and clear. The writing is interesting and on topic.	The child worked with independence, sometimes asking questions	The child uses the writing process to guide their writing from rough draft to final draft	The child mostly uses age-appropriate spelling skills throughout writing	The child often uses proper sentence structure within writing
+	The child uses very legible and neat hand-writing with fluency.	The writing was very organized and very clear. The child practices animating their texts and examine the connections of word choices, sayings, and word order to the meanings conveyed by the text.	The child worked independently, only asking specific questions when needed	The child effectively uses the complete writing process to guide their writing from rough draft to final draft	The child consistently uses age-appropriate spelling skills throughout writing	The child consistently uses proper sentence structure within writing. This includes skills related to headings, structures, and paragraph division in texts

Project Time

Today I Wondered...

So I...

researched

created

Today I Wondered...

So I...

researched

created

Today I Wondered...

So I...

researched

created

Today I Wondered...

So I...

researched

created

Nature Journaling

My task was...



I discovered...

Composer Study

WK 4

Name: _____

Blank space for writing the name.

Song: _____

Write about what you found most interesting in this week's selection.

Mentor Sentence

Sentence

Invitation to Notice



Invitation to Label

Invitation to Revise

Invitation to Imitate

Invitation to Illustrate



Vocabulary in Texts

Vocabulary instruction is imperative for readers to comprehend text. As a reader's vocabulary grows, their comprehension also increases.

Instead of giving a set of words each week, you (the reader) will choose your own three words that you do not understand. Complete one graphic organizer for each word and try to use the three words you chose within your daily life to help you remember them.

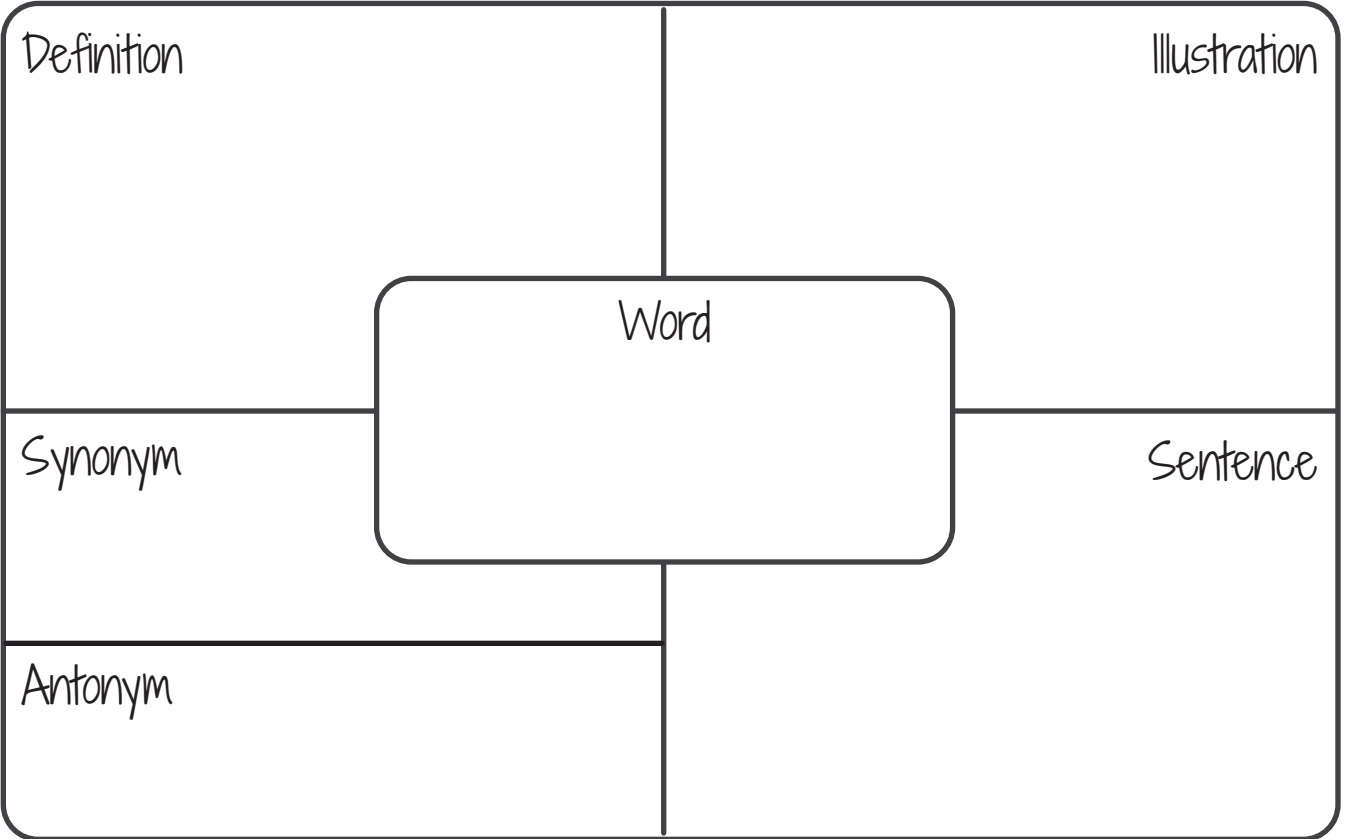
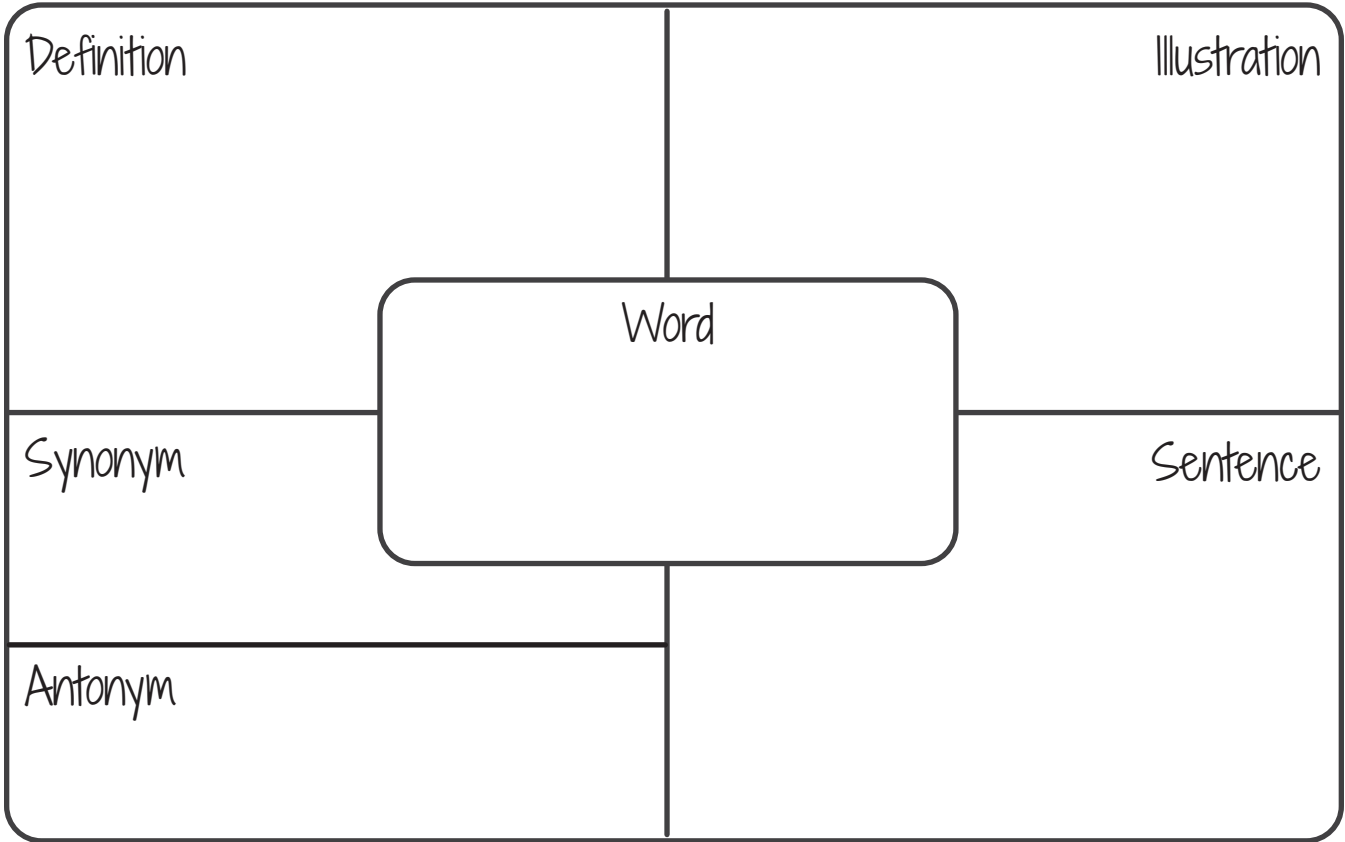
Graphic Organizer Instructions:

1. Write the word in the middle.
2. Write the definition. You may use context clues to determine the meaning yourself or other resources such as a dictionary.
3. Write synonym and antonym for the word if applicable.
4. Draw the word or something that represents the word to you.
5. Use the word in an original sentence.



Vocabulary Graphic Organizer

Definition		Illustration
	Word	
Synonym		Sentence
Antonym		



Writing Mini Lesson

Free Writing

FREE WRITING is a technique that allows writers to openly write about various topics with minimal limitations for a given amount of time. While writing, the focus should be on pouring as many ideas as possible into your writing, rather than structure, editing, or revising. Free writing is beneficial for many reasons, such as building confidence, allowing inspiration and honesty, and expanding emotional connections to the created piece.

This week, write about the rules and procedures you must follow in your home. Create two additional fun rules and write to persuade your parents to adopt them!

Handwriting practice lines consisting of 18 sets of horizontal dashed lines.

Writing Mini Lesson

Draw a Picture!

	Planning	Organization	Independence	Process	Spelling	Structure
X	The child does not use legible or neat hand-writing.	The writing was not organized and was unclear. The word choice lacked animation.	The child was unable to complete the writing process with independence, needing constant assistance and support	The child does not use the writing process elements to guide their writing	The child's inability to spell made the writing difficult to read and understand	Within the writing, the sentences lacked structure, making the writing difficult to read and understand
-	The child uses somewhat legible hand-writing.	The writing was somewhat organized and somewhat clear. The writing strayed from topic occasionally and lacked animation.	The child needed support throughout the writing process, asking non-specific questions frequently	The child inconsistently or incompletely uses the writing process to guide their writing	The child rarely uses age-appropriate spelling skills throughout writing	The child inconsistently uses proper sentence structure within writing
✓	The child uses legible and neat handwriting.	The writing was organized and clear. The writing is interesting and on topic.	The child worked with independence, sometimes asking questions	The child uses the writing process to guide their writing from rough draft to final draft	The child mostly uses age-appropriate spelling skills throughout writing	The child often uses proper sentence structure within writing
+	The child uses very legible and neat hand-writing with fluency.	The writing was very organized and very clear. The child practices animating their texts and examine the connections of word choices, sayings, and word order to the meanings conveyed by the text.	The child worked independently, only asking specific questions when needed	The child effectively uses the complete writing process to guide their writing from rough draft to final draft	The child consistently uses age-appropriate spelling skills throughout writing	The child consistently uses proper sentence structure within writing. This includes skills related to headings, structures, and paragraph division in texts

Project Time

Today I Wondered...

So I...

researched

created

Today I Wondered...

So I...

researched

created

Today I Wondered...

So I...

researched

created

Today I Wondered...

So I...

researched

created

Nature Journaling

My task was...



I discovered...

Composer Study

WK 5

Name: _____

Large empty rectangular box for writing the name.

Song: _____

Write about what you found most interesting in this week's selection.

Large empty rectangular box for writing a response to the song.

Mentor Sentence

Sentence

Invitation to Notice



Invitation to Label

Invitation to Revise

Invitation to Imitate

Invitation to Illustrate



Vocabulary in Texts

Vocabulary instruction is imperative for readers to comprehend text. As a reader's vocabulary grows, their comprehension also increases.

Instead of giving a set of words each week, you (the reader) will choose your own three words that you do not understand. Complete one graphic organizer for each word and try to use the three words you chose within your daily life to help you remember them.

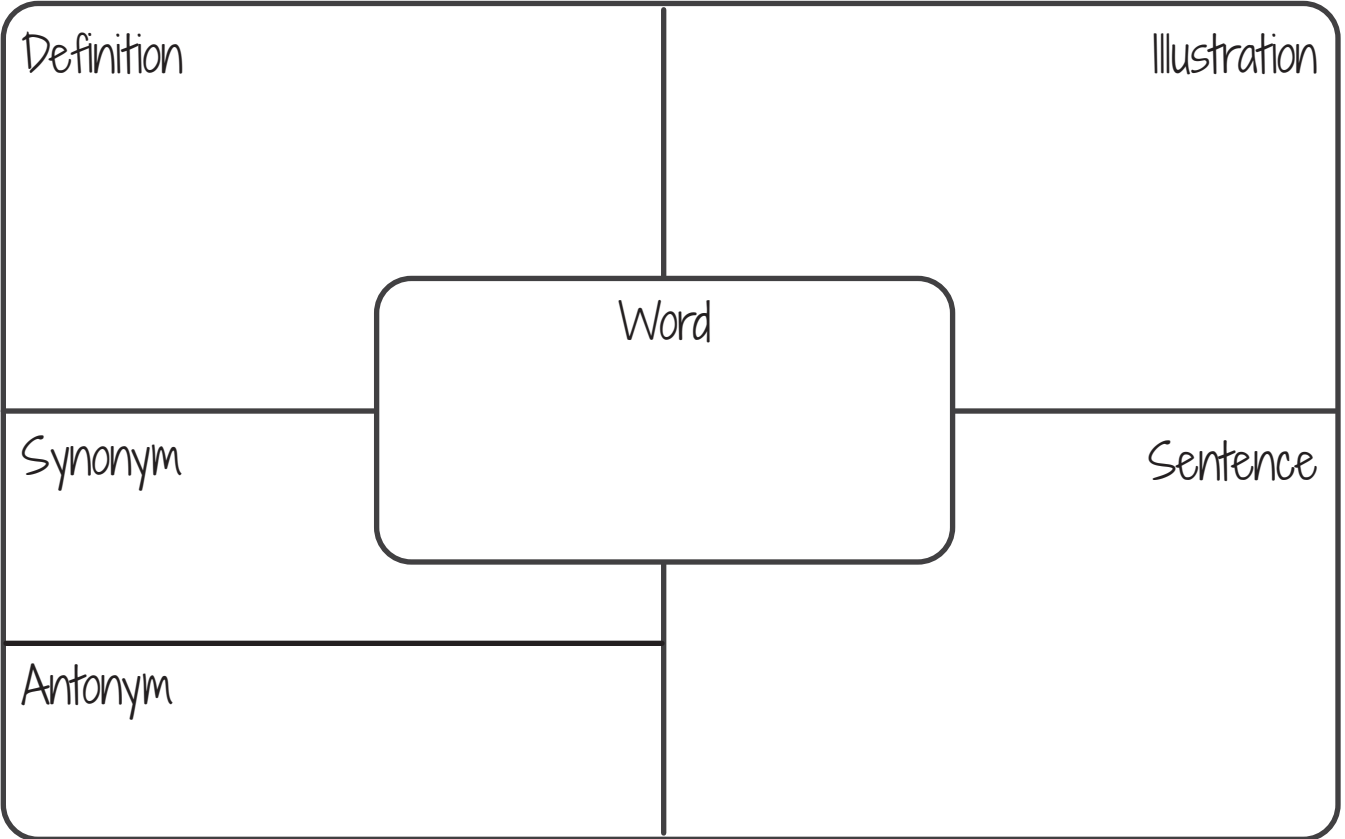
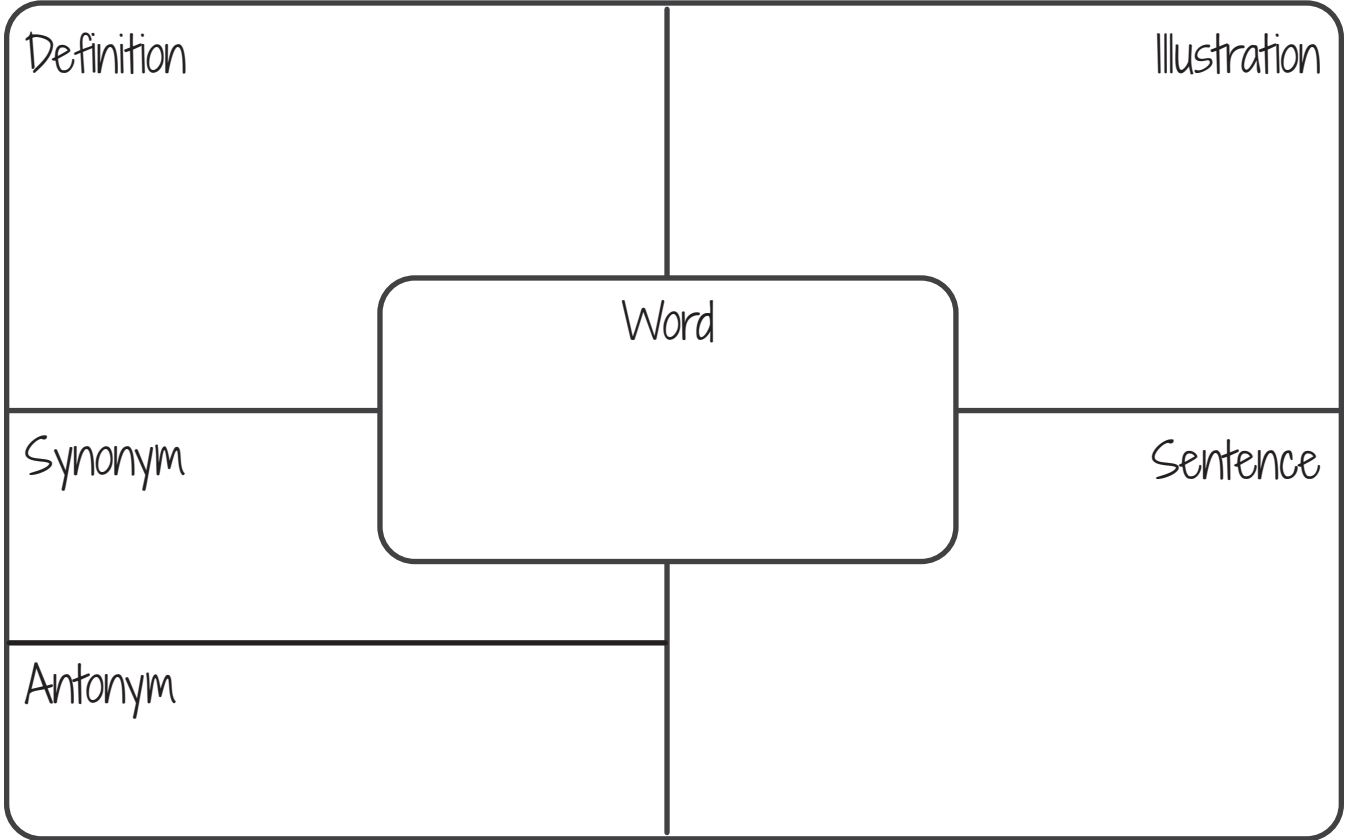
Graphic Organizer Instructions:

1. Write the word in the middle.
2. Write the definition. You may use context clues to determine the meaning yourself or other resources such as a dictionary.
3. Write synonym and antonym for the word if applicable.
4. Draw the word or something that represents the word to you.
5. Use the word in an original sentence.



Vocabulary Graphic Organizer

Definition		Illustration
	Word	
Synonym		Sentence
Antonym		



Handwriting practice lines consisting of 18 sets of horizontal dashed lines.

Writing Mini Lesson

Draw a Picture!

	Planning	Organization	Independence	Process	Spelling	Structure
X	The child does not use legible or neat hand-writing.	The writing was not organized and was unclear. The word choice lacked animation.	The child was unable to complete the writing process with independence, needing constant assistance and support	The child does not use the writing process elements to guide their writing	The child's inability to spell made the writing difficult to read and understand	Within the writing, the sentences lacked structure, making the writing difficult to read and understand
-	The child uses somewhat legible hand-writing.	The writing was somewhat organized and somewhat clear. The writing strayed from topic occasionally and lacked animation.	The child needed support throughout the writing process, asking non-specific questions frequently	The child inconsistently or incompletely uses the writing process to guide their writing	The child rarely uses age-appropriate spelling skills throughout writing	The child inconsistently uses proper sentence structure within writing
✓	The child uses legible and neat handwriting.	The writing was organized and clear. The writing is interesting and on topic.	The child worked with independence, sometimes asking questions	The child uses the writing process to guide their writing from rough draft to final draft	The child mostly uses age-appropriate spelling skills throughout writing	The child often uses proper sentence structure within writing
+	The child uses very legible and neat hand-writing with fluency.	The writing was very organized and very clear. The child practices animating their texts and examine the connections of word choices, sayings, and word order to the meanings conveyed by the text.	The child worked independently, only asking specific questions when needed	The child effectively uses the complete writing process to guide their writing from rough draft to final draft	The child consistently uses age-appropriate spelling skills throughout writing	The child consistently uses proper sentence structure within writing. This includes skills related to headings, structures, and paragraph division in texts

Project Time

Today I Wondered...

So I...

researched

created

Today I Wondered...

So I...

researched

created

Today I Wondered...

So I...

researched

created

Today I Wondered...

So I...

researched

created

Nature Journaling

My task was...



I discovered...

Composer Study

WK 6

Name: _____

Blank space for writing the name.

Song: _____

Write about what you found most interesting in this week's selection.

Mentor Sentence

Sentence

Invitation to Notice



Invitation to Label

Invitation to Revise

Invitation to Imitate

Invitation to Illustrate



Vocabulary in Texts

Vocabulary instruction is imperative for readers to comprehend text. As a reader's vocabulary grows, their comprehension also increases.

Instead of giving a set of words each week, you (the reader) will choose your own three words that you do not understand. Complete one graphic organizer for each word and try to use the three words you chose within your daily life to help you remember them.

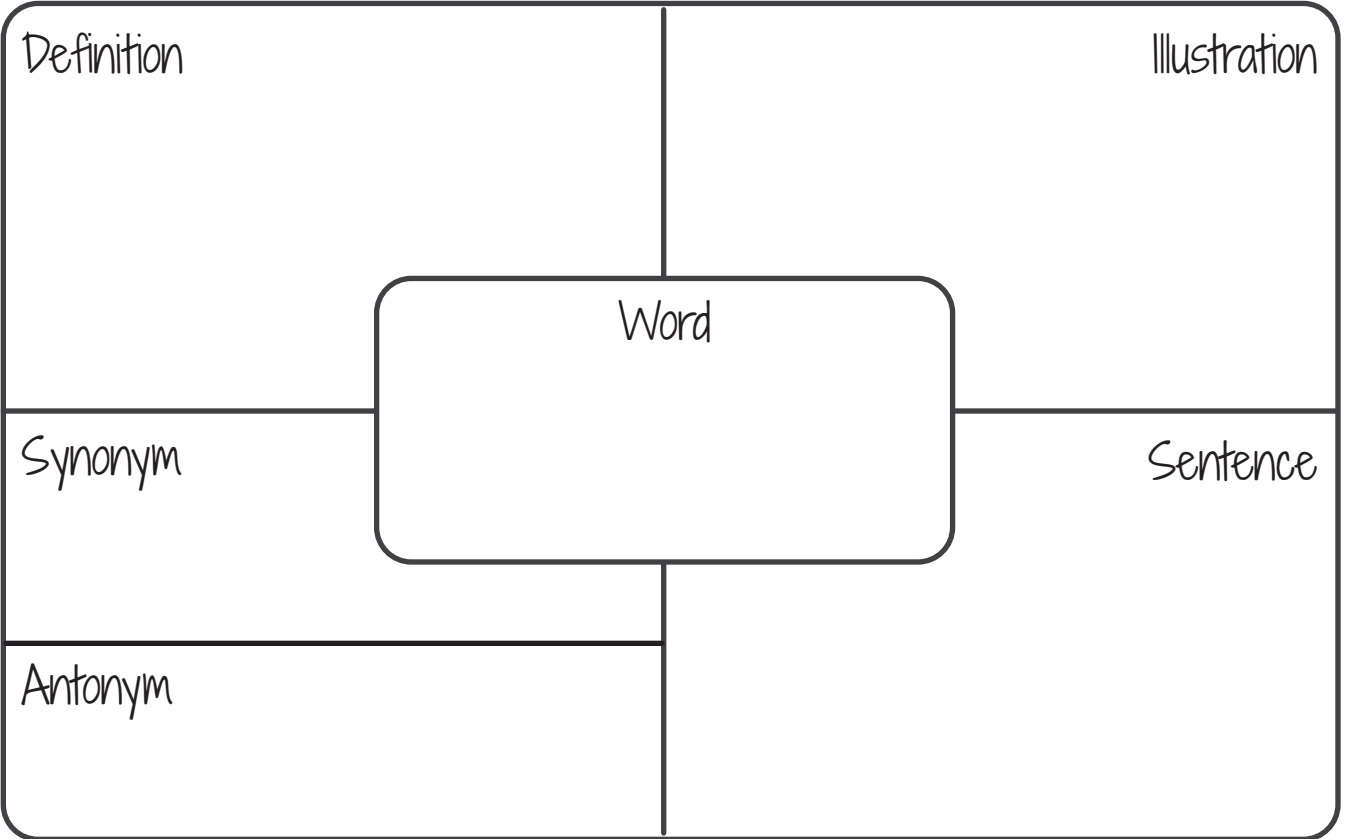
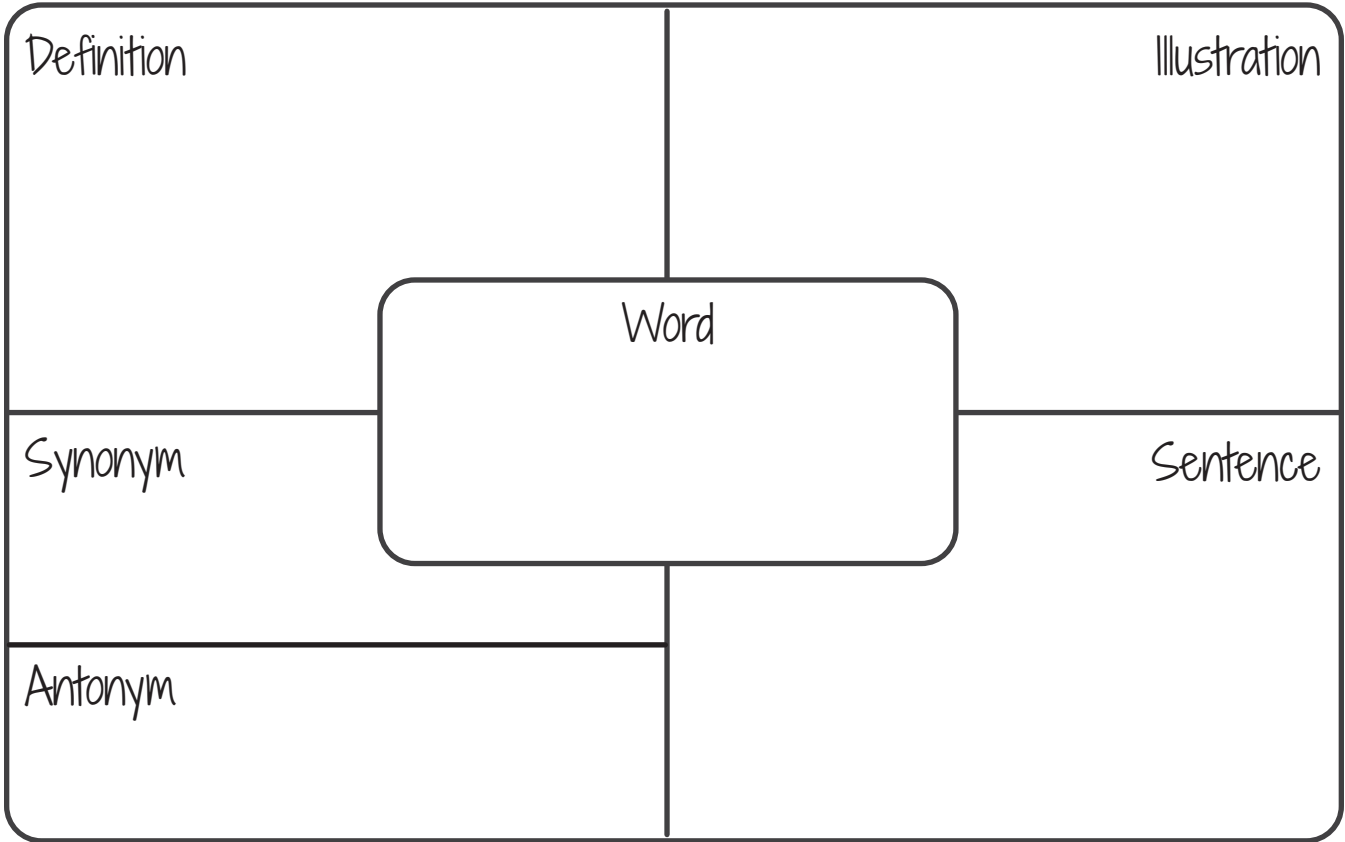
Graphic Organizer Instructions:

1. Write the word in the middle.
2. Write the definition. You may use context clues to determine the meaning yourself or other resources such as a dictionary.
3. Write synonym and antonym for the word if applicable.
4. Draw the word or something that represents the word to you.
5. Use the word in an original sentence.



Vocabulary Graphic Organizer

Definition		Illustration
	Word	
Synonym		Sentence
Antonym		



Writing Mini Lesson

What is Revising?

REVISING is when a writer focuses on reviewing their work to make sure the message they are trying to share is clear. They may make changes to words, phrases, or entire portions of their writing depending on what they have written. The writer will also be focusing on how to improve their vocabulary used during this time. Use the chart below to help clarify the steps of revising.

Add	<ul style="list-style-type: none">• Details and descriptions• Figurative language• Transition words• Colorful words and sentences
Remove	<ul style="list-style-type: none">• Unnecessary words and sentences
Move	<ul style="list-style-type: none">• Words and sentences that make sense in a different order within the writing
Substitute	<ul style="list-style-type: none">• Boring words for interesting words• Simple sentences for meaningful sentences• Repetitive words with synonyms



Practicing Revising

- Choose one free writing piece from this unit that you would like to focus on revising.
- Discuss with a family member what revisions you think should be made.
- Make note of these revisions on your previous free writing piece which is now your rough draft.
- Use the following two pages to rewrite your work into its final draft with the revisions you discussed and noted.

Your Turn



A series of ten horizontal dashed lines spanning the width of the page, intended for handwriting practice.

Writing Mini Lesson

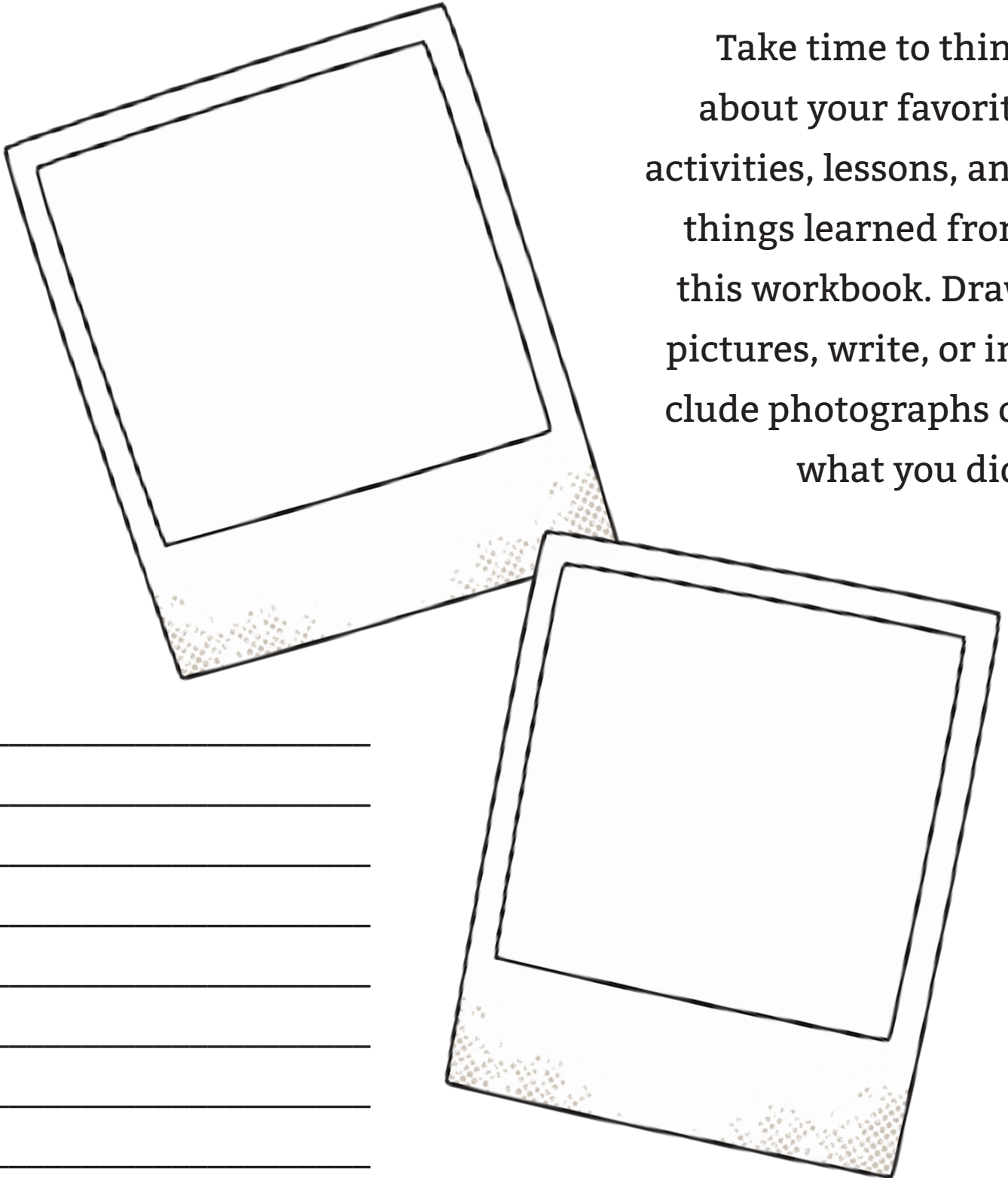
Handwriting practice area consisting of 18 horizontal dashed lines.


	Planning	Organization	Independence	Process	Spelling	Structure
X	The child does not use legible or neat hand-writing.	The writing was not organized and was unclear. The word choice lacked animation.	The child was unable to complete the writing process with independence, needing constant assistance and support	The child does not use the writing process elements to guide their writing	The child's inability to spell made the writing difficult to read and understand	Within the writing, the sentences lacked structure, making the writing difficult to read and understand
-	The child uses somewhat legible hand-writing.	The writing was somewhat organized and somewhat clear. The writing strayed from topic occasionally and lacked animation.	The child needed support throughout the writing process, asking non-specific questions frequently	The child inconsistently or incompletely uses the writing process to guide their writing	The child rarely uses age-appropriate spelling skills throughout writing	The child inconsistently uses proper sentence structure within writing
✓	The child uses legible and neat handwriting.	The writing was organized and clear. The writing is interesting and on topic.	The child worked with independence, sometimes asking questions	The child uses the writing process to guide their writing from rough draft to final draft	The child mostly uses age-appropriate spelling skills throughout writing	The child often uses proper sentence structure within writing
+	The child uses very legible and neat hand-writing with fluency.	The writing was very organized and very clear. The child practices animating their texts and examine the connections of word choices, sayings, and word order to the meanings conveyed by the text.	The child worked independently, only asking specific questions when needed	The child effectively uses the complete writing process to guide their writing from rough draft to final draft	The child consistently uses age-appropriate spelling skills throughout writing	The child consistently uses proper sentence structure within writing. This includes skills related to headings, structures, and paragraph division in texts

You Did It!

Congratulations on finishing this workbook! Let's take some time to reflect on all of your learning and fun!


Take time to think about your favorite activities, lessons, and things learned from this workbook. Draw pictures, write, or include photographs of what you did!





Mindsets of Wonderers

Check out our five Mindsets of Wonderers! Tell, draw, or include a photo about a time you showed that mindset!



When did you work to solve a problem or do a task that was really hard at first?

How did you feel after you improved at the task or solved the problem?



When did you use your learning to help others?



Did you do something this unit that took courage?

Tell or show about it!


Courageous Learner


Capable of Much

What is something you can do now that you couldn't do before?

Filled with Wonder

What do you wonder about next?













I AM

a PROBLEM
SOLVER









ALL THINGS


are DIFFICULT

before they

are

EASY





BUILD
your Brain
MUSCLES by

WORKING
HARD

MISTAKES
are
PROOF you
are TRYING

Post-Unit Reflection Canvas

Write a brief summary of this unit's key learning:

What did your child do well with?

What did your child struggle with (or where would you like to see growth)?

Complete this canvas as a family to help see where you've come from and where you're going!

What really caught your child's attention, interests, and passions this unit?

What are some things you'd like to do to continue the learning and interest/wonders gained from this unit?

How did your family grow in togetherness of these last seven weeks?